





































































European Trail Orienteering Championship

tävling i PreO, långdistans

fredagen den 6 augusti 2010

Klass: Open Class, day 2 (Elite)		Resultat		
Namn	Klubb	Poäng	Sek	
1	Geir Myhr Öien	 Norway	22	27.5
2	Tsuyoshi Ban	 Japan	22	28
3	Martin Jullum	 Norway	22	39
4	Marit Wiksell	 Sweden	22	43.5
5	Stig Gerdtman	 Sweden	22	53
6	Clive Allen	 Great Britain	22	55
7	Vitaliy Kyrychenko	 Ukraine	22	67
8	Norihiro Suzuki	 Japan	22	72.5
9	Haruo Kimura	 Japan	22	80
10	Hannu Niemi	 Finland	22	105
11	Robert Jakobsson	 Sweden	21	14
12	Martin Fredholm	 Sweden	21	19
13	Erik Lundkvist	 Sweden	21	26
14	Ivo Tišljar	 Croatia	21	47.5
15	Maria Schulz	 Denmark	21	54
16	Lauri Kontkanen	 Finland	21	73.5
17	Guido Michelotti	 Italy	21	89
18	John Kewley	 Great Britain	21	108
19	Anna Råberg	 Sweden	21	123
20	Guntars Mankuss	 Latvia	21	131
21	Tuomas Väinä	 Finland	21	134
22	Mykola Opanasenko	 Ukraine	21	148
23	Ole-Johan Waaler	 Norway	21	159
24	Remo Madella	 Italy	20	42
25	Zita Ruksane	 Latvia	20	48
26	Zdenko Horjan	 Croatia	20	62
27	Roman Stoian	 Ukraine	20	117
28	Wilbert Hollinger	 Ireland	20	125
29	Alexander Kobzarev	 Russia	20	126.5
30	Perti Hartman	 Finland	20	128
31	Erik Stålnacke	 Sweden	20	135
32	Evaldas Liekmanis	 Lithuania	20	137.5
33	Tetiana Chernysh	 Ukraine	20	138
34	Martti Inkinen	 Finland	20	140
35	Lenka Forstová	 Czech Republic	19	30
36	Sergii Stoian	 Ukraine	19	43.5
37	Evaldas Butrimas	 Lithuania	19	54
38	Kjell Ingvaldsen	 Norway	19	57
39	Lars Jakob Waaler	 Norway	19	82.5
40	Marina Beltramo	 Italy	19	88
41	Takashi Fujii	 Japan	19	111
42	Risto Väinö	 Finland	19	130
43	Peteris Ivans	 Latvia	19	133
44	Jekabs Narvaiss	 Latvia	19	158
45	Ivana Gobec	 Croatia	18	35
46	Dalibor Perkovic	 Croatia	18	96
47	Grita Miliauskaite	 Lithuania	18	126
48	Normunds Narvaiss	 Latvia	18	131
49	Lars Ole Larsen	 Denmark	18	136
50	Christian Gieseler	 Germany	18	137
51	Pavel Dudík	 Czech Republic	18	168
52	John Crosby	 Great Britain	18	193
53	Ole Arnt Skaaraas	 Norway	17	100.5
54	Jasminka Čindrić Perković	 Croatia	17	116
55	Alan Gartside	 Ireland	17	140
56	Libor Forst	 Czech Republic	17	148.5
57	Vladyslav Rusenchyk	 Ukraine	17	179
58	Damir Gobec	 Croatia	16	41
59	Fruzsina Biró	 Hungary	16	75.5
60	Bohuslav Hulka	 Czech Republic	16	85
61	Peter Roberts	 Great Britain	16	87
62	Freja Yoginii	 Denmark	16	94
63	Anatoly Blyakhman	 Russia	16	123
64	Petr Dudík	 Czech Republic	16	135
65	Michael Poulsen	 USA	16	166
66	Tadeus Simkovic	 Lithuania	15	114
67	Boriss Gavrilovas	 Lithuania	15	123
68	Olga Korchagina	 Russia	15	213
69	Atis Ruksans	Latvia	14	94.5
70	Boris Dvorský	Czech Republic	14	136
71	Genovaite Dambrauskiene	Lithuania	14	194.5
72	Dennis Mews	Great Britain	14	209
73	Gordon Stephens	Ireland	13	111
74	Dmitry Maltsev	Russia	13	188
75	Taro Koyama	Japan	12	64
76	Elena Leont'yeva	Russia	12	100
77	Natalia Kovaleva	Russia	12	105
78	Dick Keighley	Great Britain	12	191.5
79	Noritoshi Matsushashi	Japan	11	201

European Trail Orienteering Championship

tävling i PreO, långdistans

fredagen den 6 augusti 2010

Klass: Paralympic Class, day 2 (Elite)			Resultat	
Namn	Klubb	Poäng	Sek	
1	Ivica Bertol	 Croatia	22	66
2	Pekka Seppä	 Finland	22	105
3	Ola Jansson	 Sweden	21	48
4	Nils-Olov Andersson	 Sweden	21	60
5	Michael Johansson	 Sweden	21	73
6	Søren Saxtorph	 Denmark	21	92.5
7	Anna Råberg	 Sweden	21	123
8	Zdenko Horjan	 Croatia	20	62
9	Inga Gunnarsson	 Sweden	20	87
10	Evaldas Butrimas	 Lithuania	19	54
11	Yegor Surkov	 Ukraine	19	68
12	Roberta Falda	 Italy	19	79
13	Vladyslav Poznianskyi	 Ukraine	19	92
14	Bernt Gustafsson	 Sweden	19	96
15	Nils Wahlberg	 Sweden	18	98.5
16	Oleksandra Zaika	 Ukraine	18	119
17	Egil Sønsterudbråten	 Norway	18	127
18	Christian Gieseler	 Germany	18	137
19	Matti Mäntyniemi	 Finland	18	142.5
20	Pavel Dudík	 Czech Republic	18	168
21	John Crosby	 Great Britain	18	193
22	Pavel Shmatov	 Russia	17	49.5
23	Seppo Bütt	 Finland	17	54
24	Andrejs Sulcs	 Latvia	17	112
25	Kari Melleri	 Finland	17	155
26	Jan Erik Haug	 Norway	17	231.5
27	Iryna Kulikova	 Ukraine	16	32.5
28	Fruzsina Biró	 Hungary	16	75.5
29	Bohuslav Hulka	 Czech Republic	16	85
30	Peter Roberts	 Great Britain	16	87
31	Alexander Ilyushin	 Russia	16	109
32	Arne Ask	 Norway	16	208.5
33	Laima Lazinskiene	 Lithuania	16	210
34	Ken Gammelgård	 Finland	15	86.5
35	Eduard Oginskiy	 Russia	15	105
36	Tadeus Simkovic	 Lithuania	15	114
37	Boriss Gavrillovas	 Lithuania	15	123
38	Zenoida Paskevici	 Lithuania	15	127
39	Kari Pinola	 Finland	15	135
40	Bengt Erik Pedersen	 Norway	15	147
41	Andrey Shiryaev	 Russia	15	234
42	Dmitry Kucherenko	 Russia	14	105
43	Marina Borisenkova	 Russia	14	113
44	Boris Dvorský	 Czech Republic	14	136
45	Guntis Jakubovskis	 Latvia	14	166.5
46	Valerii Tsodikov	 Ukraine	13	31
47	Bozena Sileiko	 Lithuania	13	133.5
48	Glen Cafferty	 USA	12	183.5
49	Dick Keighley	 Great Britain	12	191.5
50	Valerijs Tihonovs	 Latvia	12	193.5
51	Vāldis Strods	 Latvia	11	56
52	Oleksandr Svyarov	 Ukraine	11	126
53	Nagamitu Mori	 Japan	11	167
54	Knud Vogelius	 Denmark	11	185
55	Jahn Petersen	 Denmark	10	109
56	Eva Dudíková	 Czech Republic	10	178
57	Anatolijs Alipovs	 Latvia	9	169
58	Vjaceslavs Lukasevics	 Latvia	6	162

European Trail Orienteering Championship

tävling i PreO, långdistans

fredagen den 6 augusti 2010

Klass: Nordic Team Event, day 2 (Elite)			Resultat	
Namn	Klubb		Poäng	Sek
1	Geir Myhr Öien	Norway Team 1	22	27.5
2	Martin Jullum	Norway Team 1	22	39
3	Marit Wiksell	Sweden Team 1	22	43.5
4	Stig Gerdtman	Sweden Team 1	22	53
5	Clive Allen	Great Britain	22	55
6	Vitaliy Kyrychenko	Ukraine	22	67
7	Rolf Karlsson	Sweden Team 2	22	79.5
8	Hannu Niemi	Finland Team 1	22	105
8	Pekka Seppä	Finland Team 1	22	105
9	Robert Jakobsson	Sweden Team 1	21	14
10	Martin Fredholm	Sweden Team 1	21	19
11	Erik Lundkvist	Sweden Team 2	21	26
12	Ivo Tišljar	Croatia	21	47.5
13	Ola Jansson	Sweden Team 2	21	48
14	Maria Schulz	Denmark	21	54
15	Nils-Olov Andersson	Sweden Team 3	21	60
16	Michael Johansson	Sweden Team 2	21	73
17	Lauri Kontkanen	Finland Team 1	21	73.5
18	Guido Michelotti	Italy	21	89
19	Søren Saxtorph	Denmark	21	92.5
20	John Kewley	Great Britain	21	108
21	Anna Råberg	Sweden Team 2	21	123
22	Guntars Mankuss	Latvia	21	131
23	Tuomas Väinä	Finland Team 2	21	134
24	Mykola Opanasenko	Ukraine	21	148
25	Ole-Johan Waaler	Norway Team 1	21	159
26	Remo Madella	Italy	20	42
27	Zita Ruksane	Latvia	20	48
28	Zdenko Horjan	Croatia	20	62
29	Inga Gunnarsson	Sweden Team 3	20	87
30	Jarmo Kapanen	Finland Team 2	20	101
31	Alexander Kobzarev	Russia Team 1	20	126.5
32	Pertti Hartman	Finland Team 1	20	128
33	Erik Stålnacke	Sweden Team 1	20	135
34	Tetiana Chernysh	Ukraine	20	138
35	Martti Inkinen	Finland Team 1	20	140
36	Sergii Stoian	Ukraine	19	43.5
37	Kjell Ingvaldsen	Norway Team 2	19	57
38	Yegor Surkov	Ukraine	19	68
39	Roberta Falda	Italy	19	79
40	Lars Jakob Waaler	Norway Team 1	19	82.5
41	Marina Beltramo	Italy	19	88
42	Bernt Gustafsson	Sweden Team 3	19	96
43	Risto Väinö	Finland Team 2	19	130
44	Peteris Ivans	Latvia	19	133
45	Jekabs Narvaiss	Latvia	19	158
46	Dalibor Perkovic	Croatia	18	96
47	Nils Wahlberg	Sweden Team 3	18	98.5
48	Egil Sonsterudbråten	Norway Team 2	18	127
49	Lars Ole Larsen	Denmark	18	136
50	John Crosby	Great Britain	18	193
51	Pavel Shmatov	Russia Team 1	17	49.5
52	Ole Arnt Skaaraas	Norway Team 1	17	100.5
53	Odd Håkenssen	Norway Team 2	17	101
54	Jasminka Cindric Perkovic	Croatia	17	116
55	Kyllikki Anttila	Finland Team 2	17	147
56	Jan Erik Haug	Norway Team 2	17	231.5
57	Damir Gobec	Croatia	16	41
58	Peter Roberts	Great Britain	16	87
59	Alexander Ilyushin	Russia Team 2	16	109
60	Anatoly Blyakhman	Russia Team 1	16	123
61	Arne Ask	Norway Team 2	16	208.5
62	Eduard Oginskiy	Russia Team 1	15	105
63	Kari Pinola	Finland Team 2	15	135
64	Olga Korchagina	Russia Team 1	15	213
65	Atis Ruksans	Latvia	14	94.5
66	Marina Borisenkova	Russia Team 2	14	113
67	Dmitry Maltsev	Russia Team 2	13	188
68	Marina Vikulina	Russia Team 2	12	92
69	Dick Keighley	Great Britain	12	191.5
70	Knud Vogelius	Denmark	11	185
71	Jahn Petersen	Denmark	10	109
72	Nikolay Milyaev	Russia Team 2	10	130
73	Jens Andersson	Sweden Team 3	0	0
73	Sven Arne Andersson	Götaland	0	0
73	Waldemar Andersson	Uppland 2	0	0
73	Roland Ekelöf	Götaland	0	0
73	Eva Fredholm	Uppland 1	0	0
73	Rolf Grälls	Dalarna/Sörmland/Bohuslän	0	0
73	Arne Gustafson	Uppland 2	0	0
73	Gunnela Gustafson	Uppland 2	0	0
73	Marianne Gustafsson	Götaland	0	0
73	Ingrid Hansson	Uppland 1	0	0
73	Tomas Jansson	Uppland 1	0	0
73	Eva Johansson	Dalarna/Sörmland/Bohuslän	0	0
73	Roger Johansson	Götaland	0	0
73	Nils Jonsson	Dalarna/Sörmland/Bohuslän	0	0
73	Fulvio Lenarduzzi	Italy	0	0
73	Marianne Lentz	Dalarna 1	0	0
73	Sven Lentz	Dalarna 1	0	0
73	Thorbjörn Lentz	Dalarna 1	0	0
73	Kentth Lindström	Dalarna/Sörmland/Bohuslän	0	0
73	Erik Nordström	Uppland 2	0	0
73	Åke Nyström	Uppland 1	0	0
73	Hans-Eric Robertsson	Dalarna/Sörmland/Bohuslän	0	0
73	Bosse Sandström	Götaland	0	0
73	Ulla-Britt Wallén	Uppland 1	0	0
73	Åke Wallén	Uppland 2	0	0
73	Elisabeth Wiksell	Dalarna 1	0	0
73	Ola Wiksell	Dalarna 1	0	0

Programming by Martin Fredholm


ETOC 2010, Team Event, Open Class

fredagen den 6 augusti 2010

	Namn	Lag / Klubb	Resultat		Lagresultat	
			Poäng	Sek	Poäng	Sek
1	Tsuyoshi Ban	 Japan Team 1	22	28	44	100.5
	Norihiro Suzuki		22	72.5		
	Haruo Kimura		22	80		
2	Marit Wiksell	 Sweden Team 2	22	43.5	43	57.5
	Robert Jakobsson		21	14		
	Erik Stålnacke		20	135		
3	Stig Gerdman	 Sweden Team 1	22	53	43	72
	Martin Fredholm		21	19		
	Anna Råberg		21	123		
4	Clive Allen	 Great Britain Team 1	22	55	43	163
	John Kewley		21	108		
	Dennis Mews		14	209		
5	Martin Jullum	 Norway Team 1	22	39	43	198
	Ole-Johan Waaler		21	159		
	Lars Jakob Waaler		19	82.5		
6	Vitaliy Kyrychenko	 Ukraine Team 1	22	67	43	215
	Mykola Opanasenko		21	148		
	Tetiana Chernysh		20	138		
7	Hannu Niemi	 Finland Team 2	22	105	43	239
	Tuomas Väinä		21	134		
	Risto Väinö		19	130		
8	Geir Myhr Öien	 Norway Team 2	22	27.5	41	84.5
	Kjell Ingvaldsen		19	57		
	Ole Arnt Skaaraas		17	100.5		
9	Guido Michelotti	 Italy	21	89	41	131
	Remo Madella		20	42		
	Marina Beltramo		19	88		
10	Guntars Mankuss	 Latvia Team 1	21	131	41	179
	Zita Ruksane		20	48		
	Peteris Ivans		19	133		
11	Lauri Kontkanen	 Finland Team 1	21	73.5	41	201.5
	Pertti Hartman		20	128		
	Martti Inkinen		20	140		
12	Ivo Tišljär	 Croatia Team 1	21	47.5	39	82.5
	Ivana Gobec		18	35		
	Damir Gobec		16	41		
13	Roman Stoian	 Ukraine Team 2	20	117	39	160.5
	Sergii Stoian		19	43.5		
	Vladyslav Rusenchyk		17	179		
14	Maria Schulz	 Denmark	21	54	39	190
	Lars Ole Larsen		18	136		
	Freja Yoginii		16	94		
15	Zdenko Horjan	 Croatia Team 2	20	62	38	158
	Dalibor Perkovic		18	96		
	Jasminka Cindric Perkovic		17	116		
16	Evaldas Liekmanis	 Lithuania	20	137.5	38	263.5
	Grita Miliauskaite		18	126		
	Genovaitė Dambrauskiene		14	194.5		
17	Lenka Forstová	 Czech Republic Team 1	19	30	37	198
	Pavel Dudík		18	168		
	Libor Forst		17	148.5		
18	Wilbert Hollinger	 Ireland	20	125	37	265
	Alan Gartside		17	140		
	Gordon Stephens		13	111		
19	Jekabs Narvaiss	 Latvia Team 2	19	158	37	289
	Normunds Narvaiss		18	131		
	Atis Ruksans		14	94.5		
20	Alexander Kobzarev	 Russia Team 1	20	126.5	36	249.5
	Anatoly Blyakhman		16	123		
	Olga Korchagina		15	213		
21	John Crosby	 Great Britain Team 2	18	193	34	280
	Peter Roberts		16	87		
	Dick Keighley		12	191.5		
22	Bohuslav Hulka	 Czech Republic Team 2	16	85	32	220
	Petr Dudík		16	135		
	Boris Dvorský		14	136		
23	Takashi Fujū	 Japan Team 2	19	111	31	175
	Taro Koyama		12	64		
	Noritoshi Matsuhashi		11	201		
24	Michael Poulsen	 USA	16	166	28	349.5
	Glen Cafferty		12	183.5		
25	Dmitry Maltsev	 Russia Team 2	13	188	25	288
	Elena Leont'yeva		12	100		
	Natalia Kovaleva		12	105		















ETOC 2010, Team Event, Paralympic Class

fredagen den 6 augusti 2010

	Namn	Lag / Klubb	Resultat		Lagresultat	
			Poäng	Sek	Poäng	Sek
1	Ola Jansson	 Sweden Team 1	21	48	42	121
	Michael Johansson		21	73		
	Anna Råberg		21	123		
2	Ivica Bertol	 Croatia	22	66	42	128
	Zdenko Horjan		20	62		
3	Nils-Olov Andersson	 Sweden Team 2	21	60	40	156
	Bernt Gustafsson		19	96		
	Nils Wahlberg		18	98.5		
4	Pekka Seppä	 Finland Team 1	22	105	40	247.5
	Matti Mäntyniemi		18	142.5		
	Kari Pinola		15	135		
5	Yegor Surkov	 Ukraine Team 1	19	68	38	160
	Vladyslav Poznianskyi		19	92		
	Oleksandr Svyarov		11	126		
6	Egil Sønsterudbråten	 Norway	18	127	35	358.5
	Jan Erik Haug		17	231.5		
	Arne Ask		16	208.5		
7	Oleksandra Zaika	 Ukraine Team 2	18	119	34	151.5
	Iryna Kulikova		16	32.5		
	Valerii Tsodikov		13	31		
8	Evaldas Butrimas	 Lithuania Team 1	19	54	34	168
	Tadeus Simkovic		15	114		
	Borisas Gavrilovas		15	123		
9	Seppo Bütt	 Finland Team 2	17	54	34	209
	Kari Melleri		17	155		
	Ken Gammelgård		15	86.5		
10	Pavel Dudík	 Czech Republic Team 1	18	168	34	253
	Bohuslav Hulka		16	85		
11	John Crosby	 Great Britain	18	193	34	280
	Peter Roberts		16	87		
	Dick Keighley		12	191.5		
12	Søren Saxtorph	 Denmark	21	92.5	32	277.5
	Knud Vogelius		11	185		
	Jahn Petersen		10	109		
13	Pavel Shmatov	 Russia Team 2	17	49.5	32	283.5
	Andrey Shiryayev		15	234		
	Marina Borisenkova		14	113		
14	Alexander Ilyushin	 Russia Team 1	16	109	31	214
	Eduard Oginskiy		15	105		
	Dmitry Kucherenko		14	105		
15	Andrejs Sulcs	 Latvia Team 1	17	112	31	278.5
	Guntis Jakobovskis		14	166.5		
	Valdis Strods		11	56		
16	Laima Lazinskiene	 Lithuania Team 2	16	210	31	337
	Zenoida Paskevici		15	127		
	Bozena Sileiko		13	133.5		
17	Boris Dvorský	 Czech Republic Team 2	14	136	24	314
	Eva Dudíková		10	178		
18	Valerijs Tihonovs	 Latvia Team 2	12	193.5	21	362.5
	Anatolijs Alipovs		9	169		
	Vjaceslavs Lukasevics		6	162		




























































Nordic Team Event

2010-08-05 till 2010-08-06

Namn	Lag / Klubb	08-05		08-06		Totalt		Lagresultat		
		Poäng	Sek	Poäng	Sek	Poäng	Sek	Poäng	Sek	
1	 Finland Team 1	Hannu Niemi	22	95	22	105	44	200	210	1134
		Lauri Kontkanen	22	90	21	74	43	163.5		
		Pekka Seppä	20	163	22	105	42	268		
		Martti Inkinen	21	61	20	140	41	200.5		
		Pertti Hartman	20	174	20	128	40	302		
2	 Sweden Team 1	Marit Wiksell	21	32	22	44	43	75.5	209	759
		Martin Fredholm	21	91	21	19	42	110		
		Stig Gerdman	20	132	22	53	42	185		
		Robert Jakobsson	20	145	21	14	41	159		
		Erik Stålnacke	21	95	20	135	41	229.5		
3	 Sweden Team 2	Ola Jansson	22	51	21	48	43	99	208	775.5
		Rolf Karlsson	21	48	22	80	43	127.5		
		Michael Johansson	21	103	21	73	42	176		
		Erik Lundkvist	20	87	21	26	41	113		
		Anna Råberg	18	137	21	123	39	260		
4	 Norway Team 1	Geir Myhr Øien	20	97	22	28	42	124.5	200	940
		Martin Jullum	19	134	22	39	41	172.5		
		Lars Jakob Waaler	21	71	19	83	40	153		
		Ole-Johan Waaler	19	145	21	159	40	304		
		Ole Arnt Skaaråas	20	86	17	101	37	186		
5	 Ukraine	Vitaliy Kyrychenko	20	131	22	67	42	198	193	1123.5
		Sergiy Stoian	21	107	19	44	40	150.5		
		Tetiana Chernysh	20	121	20	138	40	258.5		
		Yegor Surkov	19	120	19	68	38	188		
		Mykola Opanasenko	12	181	21	148	33	328.5		
6	 Croatia	Zdenko Horjan	20	93	20	62	40	155	186	973
		Dalibor Perkovic	21	83	18	96	39	179		
		Ivo Tršljar	16	151	21	48	37	198.5		
		Jasminka Cindric Perkovic	19	139	17	116	36	255		
		Damir Gobec	18	145	16	41	34	185.5		
7	 Finland Team 2	Tuomas Väinä	20	181	21	134	41	315	186	1430.5
		Jarmo Kapanen	19	139	20	101	39	240		
		Risto Väinö	20	139	19	130	39	269		
		Kyllikki Anttila	18	159	17	147	35	305.5		
		Kari Pinola	17	166	15	135	32	301		
8	 Japan	Isuyoshi Ban	20	19	22	28	42	46.5	185	883
		Haruo Kimura	20	57	22	80	42	137		
		Norihiro Suzuki	19	106	22	73	41	178		
		Takashi Fuji	17	105	19	111	36	216		
		Noritoshi Matsuhashi	13	105	11	201	24	305.5		
9	 Great Britain	Clive Allen	21	77	22	55	43	132	184	1238
		John Kewley	21	128	21	108	42	236		
		John Crosby	19	111	18	193	37	304		
		Peter Roberts	16	156	16	87	32	242.5		
		Dick Keighley	18	132	12	192	30	323.5		
10	 Latvia	Guntars Mankuss	19	134	21	131	40	265	183	1293.5
		Peteris Ivans	20	170	19	133	39	303		
		Zita Ruksane	17	181	20	48	37	228.5		
		Jekabs Narvaiss	17	99	19	158	36	256.5		
		Atis Ruksans	17	146	14	95	31	240.5		
11	 Czech Republic	Lenka Forstová	17	166	19	30	36	196	175	1283.5
		Bohuslav Hulka	20	150	16	85	36	235		
		Libor Forst	19	90	17	149	36	238		
		Pavel Dudík	18	138	18	168	36	305.5		
		Petr Dudík	15	174	16	135	31	309		
12	 Sweden Team 3	Nils-Olov Andersson	19	136	21	60	40	195.5	173	1028.5
		Inga Gunnarsson	18	157	20	87	38	243.5		
		Bernt Gustafsson	19	153	19	96	38	249		
		Nils Wahlberg	18	146	18	99	36	244.5		
		Jens Andersson	21	96	0	0	21	96		
13	 Italy	Guido Michelotti	20	222	21	89	41	311	173	1231
		Remo Madella	19	163	20	42	39	205		
		Roberta Falda	19	169	19	79	38	248		
		Marina Beltramo	15	209	19	88	34	297		
		Fulvio Lenarduzzi	21	170	0	0	21	170		
14	 Russia Team 1	Alexander Kobzarev	20	147	20	127	40	273.5	171	1359
		Pavel Shmatov	17	135	17	50	34	184.5		
		Eduard Oginsky	18	159	15	105	33	264		
		Olga Korchagina	18	160	15	213	33	373		
		Anatoly Blyakhman	15	141	16	123	31	264		
15	 Norway Team 2	Kjell Ingvaldsen	16	147	19	57	35	204	171	1452.5
		Jan Erik Haug	18	143	17	232	35	374.5		
		Egil Sonsterudbråten	16	156	18	127	34	283		
		Arne Ask	18	140	16	209	34	348.5		
		Odd Håkenssen	16	142	17	101	33	242.5		
16	 Denmark	Maria Schulz	20	88	21	54	41	142	163	1195
		Søren Saxtorph	18	80	21	93	39	172		
		Lars Ole Larsen	18	147	18	136	36	283		
		Knud Vogelius	14	167	11	185	25	352		
		Jahn Petersen	12	137	10	109	22	246		
17	 Russia Team 2	Alexander Ilyushin	15	148	16	109	31	257	124	1325
		Marina Borisenkova	16	99	14	113	30	212		
		Dmitry Maltsev	10	184	13	188	23	372		
		Marina Vikulina	8	102	12	92	20	194		
		Nikolay Milyaev	10	160	10	130	20	290		
18	Uppland 1	Eva Fredholm	20	111	0	0	20	111	90	597
		Tomas Jansson	19	105	0	0	19	104.5		
		Ingrid Hansson	19	113	0	0	19	113		
		Åke Nyström	16	85	0	0	16	85		
		Ulla-Britt Wallén	16	184	0	0	16	183.5		
19	Götaland	Sven Arne Andersson	21	106	0	0	21	105.5	87	707
		Bosse Sandström	20	125	0	0	20	125		
		Roland Ekelöf	17	138	0	0	17	137.5		
		Marianne Gustafsson	15	178	0	0	15	178		
		Roger Johansson	14	161	0	0	14	161		
20	Dalarna 1	Elisabeth Wiksell	19	113	0	0	19	113	77	783
		Ola Wiksell	18	151	0	0	18	151		
		Thorbjörn Lentz	18	169	0	0	18	169		
		Sven Lentz	13	180	0	0	13	180		
		Marianne Lentz	9	170	0	0	9	170		
21	Uppland 2	Arne Gustafson	17	99	0	0	17	99	70	785
		Erik Nordström	16	149	0	0	16	149		
		Åke Wallén	13	178	0	0	13	178		
		Gunnela Gustafson	13	205	0	0	13	205		
		Waldemar Andersson	11	154	0	0	11	154		
22	Dalarna/Sörmland/Bohuslän	Kenth Lindström	20	123	0	0	20	123	64	602
		Nils Jonsson	15	147	0	0	15	147		
		Rolf Grälls	15	182	0	0	15	182		
		Eva Johansson	14	150	0	0	14	150		
		Hans-Eric Robertsson	0	0	0	0	0	0		

Open Class



























































2010-08-05 till 2010-08-06

Klass: Elite		08-05			08-06			Totalt		
Namn	Klubb	Poäng	Sek	Plac	Poäng	Sek	Plac	Poäng	Sek	
1	Hannu Niemi	 Finland	22	95	2	22	105	10	44	200
2	Marit Wiksell	 Sweden	21	32	3	22	43.5	4	43	75.5
3	Clive Allen	 Great Britain	21	77	7	22	55	6	43	132
4	Lauri Kontkanen	 Finland	22	90	1	21	73.5	16	43	163.5
5	Tsuyoshi Ban	 Japan	20	18.5	14	22	28	2	42	46.5
6	Martin Fredholm	 Sweden	21	91	10	21	19	12	42	110
7	Geir Myhr Oien	 Norway	20	97	20	22	27.5	1	42	124.5
8	Haruo Kimura	 Japan	20	57	15	22	80	9	42	137
9	Stig Gerdman	 Sweden	20	132	23	22	53	5	42	185
10	Vitaliy Kyrychenko	 Ukraine	20	131	22	22	67	7	42	198
11	John Kewley	 Great Britain	21	128	13	21	108	18	42	236
12	Erik Lundkvist	 Sweden	20	87	17	21	26	13	41	113
13	Maria Schulz	 Denmark	20	88	18	21	54	15	41	142
14	Robert Jakobsson	 Sweden	20	145	25	21	14	11	41	159
15	Martin Jullum	 Norway	19	133.5	36	22	39	3	41	172.5
16	Norihiro Suzuki	 Japan	19	105.5	34	22	72.5	8	41	178
17	Martti Inkinen	 Finland	21	60.5	4	20	140	34	41	200.5
18	Erik Stålnacke	 Sweden	21	94.5	11	20	135	31	41	229.5
19	Guido Michelotti	 Italy	20	222	31	21	89	17	41	311
20	Tuomas Väinä	 Finland	20	181	30	21	134	21	41	315
21	Sergii Stoian	 Ukraine	21	107	12	19	43.5	36	40	150.5
22	Lars Jakob Waaler	 Norway	21	70.5	6	19	82.5	39	40	153
23	Zdenko Horjan	 Croatia	20	93	19	20	62	26	40	155
24	Tetiana Chernysh	 Ukraine	20	120.5	21	20	138	33	40	258.5
25	Guntars Mankuss	 Latvia	19	134	37	21	131	20	40	265
26	Alexander Kobzarev	 Russia	20	147	26	20	126.5	29	40	273.5
27	Pertti Hartman	 Finland	20	174	29	20	128	30	40	302
28	Ole-Johan Waaler	 Norway	19	145	39	21	159	23	40	304
29	Dalibor Perkovic	 Croatia	21	83	8	18	96	46	39	179
30	Christian Gieseler	 Germany	21	66	5	18	137	50	39	203
31	Remo Madella	 Italy	19	163	41	20	42	24	39	205
32	Roman Stoian	 Ukraine	19	102	33	20	117	27	39	219
33	Anna Råberg	 Sweden	18	137	45	21	123	19	39	260
34	Risto Väinö	 Finland	20	139	24	19	130	42	39	269
35	Peteris Ivans	 Latvia	20	170	28	19	133	43	39	303
36	Wilbert Hollinger	 Ireland	18	139	47	20	125	28	38	264
36	Vladyslav Rusenchyk	 Ukraine	21	85	9	17	179	57	38	264
38	Evaldas Liekmanis	 Lithuania	18	151	50	20	137.5	32	38	288.5
39	Evaldas Butrimas	 Lithuania	18	110	43	19	54	37	37	164
40	Ole Arnt Skaaraas	 Norway	20	85.5	16	17	100.5	53	37	186
41	Ivo Tišljar	 Croatia	16	151	60	21	47.5	14	37	198.5
42	Zita Ruksane	 Latvia	17	180.5	58	20	48	25	37	228.5
43	John Crosby	 Great Britain	19	111	35	18	193	52	37	304
44	Lenka Forstová	 Czech Republic	17	166	57	19	30	35	36	196
45	Ivana Gobec	 Croatia	18	179.5	52	18	35	45	36	214.5
46	Takashi Fujii	 Japan	17	105	55	19	111	41	36	216
47	Bohuslav Hulka	 Czech Republic	20	150	27	16	85	60	36	235
48	Normunds Narvaiss	 Latvia	18	105.5	42	18	131	48	36	236.5
49	Libor Forst	 Czech Republic	19	89.5	32	17	148.5	56	36	238
50	Jasminka Cindric Perkovic	 Croatia	19	139	38	17	116	54	36	255
51	Jekabs Narvaiss	 Latvia	17	98.5	54	19	158	44	36	256.5
52	Lars Ole Larsen	 Denmark	18	147	49	18	136	49	36	283
53	Pavel Dudík	 Czech Republic	18	137.5	46	18	168	51	36	305.5
54	Kjell Ingvaldsen	 Norway	16	147	59	19	57	38	35	204
55	Damir Gobec	 Croatia	18	144.5	48	16	41	58	34	185.5
56	Marina Beltramo	 Italy	15	209	72	19	88	40	34	297
57	Michael Poulsen	 USA	18	216	53	16	166	65	34	382
58	Grita Miliauskaite	 Lithuania	15	149	68	18	126	47	33	275
59	Alan Gartside	 Ireland	16	168	63	17	140	55	33	308
60	Mykola Opanasenko	 Ukraine	12	180.5	75	21	148	22	33	328.5
61	Dennis Mews	 Great Britain	19	149	40	14	209	72	33	358
62	Olga Korchagina	 Russia	18	160	51	15	213	68	33	373
63	Peter Roberts	 Great Britain	16	155.5	61	16	87	61	32	242.5
64	Fruzsina Biró	 Hungary	15	141	66	16	75.5	59	31	216.5
65	Freja Yoginii	Denmark	15	142	67	16	94	62	31	236
66	Atis Ruksans	Latvia	17	146	56	14	94.5	69	31	240.5
67	Anatoly Blyakhman	Russia	15	141	66	16	123	63	31	264
68	Petr Dudík	Czech Republic	15	174	69	16	135	64	31	309
69	Boriss Gavrilovas	Lithuania	15	126	65	15	123	67	30	249
70	Tadeus Simkovic	Lithuania	15	198	71	15	114	66	30	312
71	Dick Keighley	Great Britain	18	132	44	12	191.5	78	30	323.5
72	Genovaitė Dambrauskienė	Lithuania	16	157	62	14	194.5	71	30	351.5
73	Boris Dvorský	Czech Republic	15	97	64	14	136	70	29	233
74	Taro Koyama	Japan	15	183.5	70	12	64	75	27	247.5
75	Gordon Stephens	Ireland	13	155	74	13	111	73	26	266
76	Noritoshi Matsuhashi	Japan	13	104.5	73	11	201	79	24	305.5
77	Natalia Kovaleva	Russia	11	174.5	76	12	105	77	23	279.5
78	Dmitry Maltsev	Russia	10	184	77	13	188	74	23	372
79	Elena Leont'yeva	Russia	9	137	78	12	100	76	21	237

Programming by Martin Fredholm

Paralympic Class

2010-08-05 till 2010-08-06

Klass: Elite		08-05			08-06			Totalt		
Namn	Klubb	Poäng	Sek	Plac	Poäng	Sek	Plac	Poäng	Sek	
1	Ola Jansson	 Sweden	22	51	1	21	48	3	43	99
2	Michael Johansson	 Sweden	21	103	3	21	73	5	42	176
3	Pekka Seppä	 Finland	20	163	7	22	105	2	42	268
4	Zdenko Horjan	 Croatia	20	93	4	20	62	8	40	155
5	Ivica Bertol	 Croatia	18	98.5	17	22	66	1	40	164.5
6	Nils-Olov Andersson	 Sweden	19	135.5	12	21	60	4	40	195.5
7	Søren Saxtorph	 Denmark	18	79.5	16	21	92.5	6	39	172
8	Christian Gieseler	 Germany	21	66	2	18	137	18	39	203
9	Anna Råberg	 Sweden	18	137	20	21	123	7	39	260
10	Yegor Surkov	 Ukraine	19	120	11	19	68	11	38	188
11	Inga Gunnarsson	 Sweden	18	156.5	25	20	87	9	38	243.5
12	Roberta Falda	 Italy	19	169	15	19	79	12	38	248
13	Bernt Gustafsson	 Sweden	19	153	13	19	96	14	38	249
14	Evaldas Butrimas	 Lithuania	18	110	18	19	54	10	37	164
15	John Crosby	 Great Britain	19	111	10	18	193	21	37	304
16	Bohuslav Hulka	 Czech Republic	20	150	6	16	85	29	36	235
17	Nils Wahlberg	 Sweden	18	146	24	18	98.5	15	36	244.5
18	Pavel Dudík	 Czech Republic	18	137.5	21	18	168	20	36	305.5
19	Iryna Kulikova	 Ukraine	19	166	14	16	32.5	27	35	198.5
20	Seppo Bütt	 Finland	18	160.5	27	17	54	23	35	214.5
21	Vladyslav Poznianskyi	 Ukraine	16	133	31	19	92	13	35	225
22	Bengt Erik Pedersen	 Norway	20	126.5	5	15	147	40	35	273.5
23	Jan Erik Haug	 Norway	18	143	23	17	231.5	26	35	374.5
24	Andrey Shiryayev	 Russia	20	170.5	8	15	234	41	35	404.5
25	Pavel Shmatov	 Russia	17	135	28	17	49.5	22	34	184.5
26	Egil Sønsterudbråten	 Norway	16	156	34	18	127	17	34	283
27	Matti Mäntyniemi	 Finland	16	163	35	18	142.5	19	34	305.5
28	Arne Ask	 Norway	18	140	22	16	208.5	32	34	348.5
29	Dmitry Kucherenko	 Russia	19	101	9	14	105	42	33	206
30	Eduard Oginskiy	 Russia	18	159	26	15	105	35	33	264
31	Oleksandra Zaika	 Ukraine	15	150	42	18	119	16	33	269
32	Kari Melleri	 Finland	16	183	36	17	155	25	33	338
33	Peter Roberts	 Great Britain	16	155.5	33	16	87	30	32	242.5
34	Kari Pinola	 Finland	17	166	29	15	135	39	32	301
35	Fruzsina Biró	 Hungary	15	141	40	16	75.5	28	31	216.5
36	Alexander Ilyushin	 Russia	15	148	41	16	109	31	31	257
37	Andrejs Sulcs	 Latvia	14	154	47	17	112	24	31	266
38	Laima Lazinskiene	 Lithuania	15	179	44	16	210	33	31	389
39	Marina Borisenkova	 Russia	16	99	30	14	113	43	30	212
40	Borisas Gavrilovas	 Lithuania	15	126	39	15	123	37	30	249
41	Ken Gammelgård	 Finland	15	184	45	15	86.5	34	30	270.5
42	Tadeus Simkovic	 Lithuania	15	198	46	15	114	36	30	312
43	Guntis Jakubovskis	 Latvia	16	149	32	14	166.5	45	30	315.5
44	Dick Keighley	 Great Britain	18	132	19	12	191.5	49	30	323.5
45	Boris Dvorský	 Czech Republic	15	97	38	14	136	44	29	233
46	Valerii Tsodikov	 Ukraine	15	81	37	13	31	46	28	112
47	Bozena Sileiko	 Lithuania	15	159.5	43	13	133.5	47	28	293
48	Zenoida Paskevic	 Lithuania	13	207	50	15	127	38	28	334
49	Knud Vogelius	 Denmark	14	167	48	11	185	54	25	352
50	Valdis Strods	 Latvia	13	103.5	49	11	56	51	24	159.5
51	Nagamitu Mori	 Japan	11	76	53	11	167	53	22	243
52	Jahn Petersen	 Denmark	12	137	51	10	109	55	22	246
53	Eva Dudíková	 Czech Republic	12	150	52	10	178	56	22	328
54	Oleksandr Svynarov	 Ukraine	10	170	55	11	126	52	21	296
55	Anatolijs Alipovs	 Latvia	11	122	54	9	169	57	20	291
56	Glen Cafferty	 USA	8	157.5	56	12	183.5	48	20	341
57	Valerijs Tihonovs	 Latvia	8	173	57	12	193.5	50	20	366.5
58	Vjaceslavs Lukasevics	 Latvia	7	153	58	6	162	58	13	315

Nordic Team Event

2010-08-05 till 2010-08-06

Klass: Elite		08-05			08-06			Totalt	
Namn	Klubb	Poäng	Sek	Plac	Poäng	Sek	Plac	Poäng	Sek
1	Hannu Niemi	22	95	3	22	105	8	44	200
2	Marit Wiksell	21	32	4	22	43.5	3	43	75.5
3	Ola Jansson	22	51	1	21	48	13	43	99
4	Rolf Karlsson	21	48	5	22	79.5	7	43	127.5
5	Clive Allen	21	77	8	22	55	5	43	132
6	Lauri Kontkanen	22	90	2	21	73.5	17	43	163.5
7	Martin Fredholm	21	91	10	21	19	10	42	110
8	Geir Myhr Öien	20	97	23	22	27.5	1	42	124.5
9	Michael Johansson	21	103	13	21	73	16	42	176
10	Stig Gerdman	20	132	27	22	53	4	42	185
11	John Kewley	21	128	15	21	108	20	42	236
12	Pekka Seppä	20	163	32	22	105	8	42	268
13	Erik Lundkvist	20	87	20	21	26	11	41	113
14	Maria Schulz	20	88	21	21	54	14	41	142
15	Robert Jakobsson	20	145	29	21	14	9	41	159
16	Martin Jullum	19	133.5	42	22	39	2	41	172.5
17	Martti Inkinen	21	60.5	6	20	140	35	41	200.5
18	Erik Stålnacke	21	94.5	11	20	135	33	41	229.5
19	Guido Michelotti	20	222	36	21	89	18	41	311
20	Tuomas Väina	20	181	35	21	134	23	41	315
21	Lars Jakob Waaler	21	70.5	7	19	82.5	40	40	153
22	Zdenko Horjan	20	93	22	20	62	28	40	155
23	Nils-Olov Andersson	19	135.5	44	21	60	15	40	195.5
24	Guntars Mankuss	19	134	43	21	131	22	40	265
25	Alexander Kobzarev	20	147	30	20	126.5	31	40	273.5
26	Pertti Hartman	20	174	34	20	128	32	40	302
27	Ole-Johan Waaler	19	145	46	21	159	25	40	304
28	Søren Saxtorph	18	79.5	50	21	92.5	19	39	172
29	Dalibor Perkovic	21	83	9	18	96	46	39	179
30	Remo Madella	19	163	48	20	42	26	39	205
31	Jarmo Kapanen	19	139	45	20	101	30	39	240
32	Anna Råberg	18	137	52	21	123	21	39	260
33	Risto Väinö	20	139	28	19	130	43	39	269
34	Peteris Ivans	20	170	33	19	133	44	39	303
35	Inga Gunnarsson	18	156.5	60	20	87	29	38	243.5
36	Roberta Falda	19	169	49	19	79	39	38	248
37	Bernt Gustafsson	19	153	47	19	96	42	38	249
38	Ole Arnt Skaaraas	20	85.5	19	17	100.5	52	37	186
39	Ivo Tišljar	16	151	79	21	47.5	12	37	198.5
40	Zita Ruksane	17	180.5	73	20	48	27	37	228.5
41	John Crosby	19	111	40	18	193	50	37	304
42	Nils Wahlberg	18	146	57	18	98.5	47	36	244.5
43	Jasminka Čindrić Perkovic	19	139	45	17	116	54	36	255
44	Jekabs Narvaiss	17	98.5	66	19	158	45	36	256.5
45	Lars Ole Larsen	18	147	58	18	136	49	36	283
46	Kjell Ingvaldsen	16	147	77	19	57	37	35	204
47	Kyllikki Anttila	18	158.5	61	17	147	55	35	305.5
48	Jan Erik Haug	18	143	55	17	231.5	56	35	374.5
49	Pavel Shmatov	17	135	69	17	49.5	51	34	184.5
50	Damir Gobec	18	144.5	56	16	41	57	34	185.5
51	Egil Sonsterudbråten	16	156	81	18	127	48	34	283
52	Marina Beltramo	15	209	89	19	88	41	34	297
53	Arne Ask	18	140	54	16	208.5	61	34	348.5
54	Odd Håkenssen	16	141.5	76	17	101	53	33	242.5
55	Eduard Oginskij	18	159	62	15	105	62	33	264
56	Olga Korchagina	18	160	63	15	213	64	33	373
57	Peter Roberts	16	155.5	80	16	87	58	32	242.5
58	Kari Pinola	17	166	72	15	135	63	32	301
59	Atis Ruksans	17	146	71	14	94.5	65	31	240.5
60	Alexander Ilyushin	15	148	85	16	109	59	31	257
61	Anatoly Blyakhman	15	141	83	16	123	60	31	264
62	Marina Borisenkova	16	99	75	14	113	66	30	212
63	Dick Keighley	18	132	51	12	191.5	69	30	323.5
64	Knud Vogelius	14	167	92	11	185	70	25	352
65	Dmitry Maltsev	10	184	100	13	188	67	23	372
66	Vitalij Kyrychenko				22	67	6	22	67
67	Jahn Petersen	12	137	97	10	109	71	22	246
68	Jens Andersson	21	96	12	0	0	73	21	96
69	Sven Arne Andersson	21	105.5	14	0	0	73	21	105.5
70	Mykola Opanasenko				21	148	24	21	148
71	Fulvio Lenarduzzi	21	170	16	0	0	73	21	170
72	Tsuyoshi Ban	20	18.5	17				20	18.5
73	Haruo Kimura	20	57	18				20	57
74	Eva Fredholm	20	111	24	0	0	73	20	111
75	Kenth Lindström	20	123	25	0	0	73	20	123
76	Bosse Sandström	20	125	26	0	0	73	20	125
77	Tetiana Chernysh				20	138	34	20	138
78	Bohuslav Hulka	20	150	31				20	150
79	Marina Vikulina	8	102	102	12	92	68	20	194
80	Nikolay Milyaev	10	160	99	10	130	72	20	290
81	Sergij Stoian				19	43.5	36	19	43.5
82	Yegor Surkov				19	68	38	19	68
83	Libor Forst	19	89.5	37				19	89.5
84	Tomas Jansson	19	104.5	38	0	0	73	19	104.5
85	Norihiro Suzuki	19	105.5	39				19	105.5
86	Ingrid Hansson	19	113	41	0	0	73	19	113
87	Elisabeth Wiksell	19	113	41	0	0	73	19	113
88	Pavel Dudík	18	137.5	53				18	137.5
89	Ola Wiksell	18	151	59	0	0	73	18	151
90	Thorbjörn Lentz	18	169	64	0	0	73	18	169
91	Michael Poulsen	18	216	65				18	216
92	Arne Gustafson	17	99	67	0	0	73	17	99
93	Takashi Fujii	17	105	68				17	105
94	Roland Ekelöf	17	137.5	70	0	0	73	17	137.5
95	Lenka Forstová	17	166	72				17	166
96	Åke Nyström	16	85	74	0	0	73	16	85
97	Erik Nordström	16	149	78	0	0	73	16	149
98	Ulla-Britt Wallén	16	183.5	82	0	0	73	16	183.5
99	Nils Jonsson	15	147	84	0	0	73	15	147
100	Petr Dudík	15	174	86				15	174
101	Marianne Gustafsson	15	178	87	0	0	73	15	178
102	Rolf Grälls	15	182	88	0	0	73	15	182
103	Eva Johansson	14	150	90	0	0	73	14	150
104	Roger Johansson	14	161	91	0	0	73	14	161
105	Noritoshi Matsuhashi	13	104.5	93				13	104.5
106	Åke Wallén	13	178	94	0	0	73	13	178
107	Sven Lentz	13	180	95	0	0	73	13	180
108	Gunnela Gustafson	13	205	96	0	0	73	13	205
109	Waldemar Andersson	11	154	98	0	0	73	11	154
110	Marianne Lentz	9	170	101	0	0	73	9	170
111	Glen Cafferty	8	157.5	103				8	157.5
112	Hans-Eric Robertsson	0	0	104	0	0	73	0	0

Programmering by Martin Fredholm